SALINA BASEBALL ENTERPRISES AND THE CITY OF SALINA
BERKLEY FAMILY RECREATION AREA

SALINA, **22-3274** **KANSAS**

REFERENCE LEGEND

- 1–A1 — DETAIL REFERENCE REF # – SHT. #
- A–A1 SIM — DETAIL REFERENCE REF # – SHT #
- A A1.1 — INTERIOR ELEVATION REFERENCE
- 100'–0" FIN. FLR. — ELEVATION DESIGNATION
- 1 — DOOR MARK
- A — WINDOW MARK
- CUT LINE
- 4 — PARTITION MARK
- 1 — REVISIONS
- WAITING 101 — ROOM NAME & NUMBER
- A–A1 — PROJECTED VIEW OF PHOTOGRAPH REF # – SHT. #
- SB 0'–0" (BTM) — CEILING ELEVATION & MATERIAL
- PROJECT NORTH
- TRUE NORTH
- A DETAIL SCALE — DRAWING NAME; DRAWING SCALE; DRAWING REF #

MATERIAL LEGEND

- BATT INSULATION
- BRICK MASONRY
- COMPACTED EARTH
- RIGID INSULATION
- POURED CONCRETE
- WALL W/ BRICK VENEER
- METAL STUD WALL
- CONCRETE WALL
- WOOD STUD WALL
- C.M.U. WALL
- PLYWOOD
- ROUGH WOOD
- FINISH WOOD
- METAL STUD
- GLASS LARGE SCALE
- STRUCTURAL STEEL
- CONC. MASONRY UNIT SECTION
- MTL JOIST
- MTL FURRING
- PRECAST CONC. SLAB

DEAN EVANS STADIUM & WILBUR FIELD LIGHTING PACKAGE

SHEET INDEX

GENERAL
COVER SHEET

ELECTRICAL
E1.0 FIELD LIGHTING PLAN
E6.1 PANEL SCHEDULE

ARCHITECTURAL
A1.1 DEAN EVANS & WILBUR FIELD PHASING PLAN
A1.2 WILBUR FIELD IMPROVEMENT SITE PLAN – FOR REFERENCE ONLY

VICINITY PLAN

NOT TO SCALE

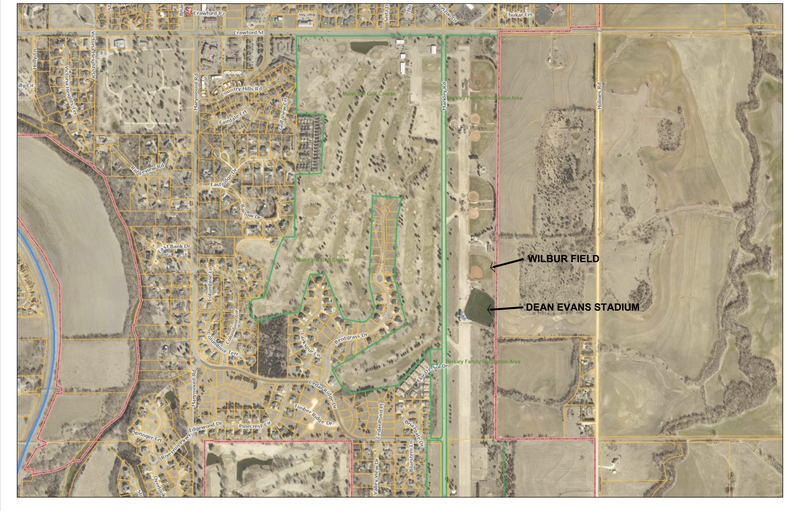

ABBREVIATIONS

&	AND
∠	Angle
@	At
℄	Centerline
ø	Diameter or Round
#	Pound or Number
Acous.	Acoustical
Adj.	Adjustable
A.F.F.	Above Finished Floor
Aggr.	Aggregate
Al.	Aluminum
Approx.	Approximate
Arch.	Architect or Architectural
Asb.	Asbestos
Asph.	Asphalt
A.V.	Audio Visual
Bd.	Board
Bitumn.	Bituminous
Bldg.	Building
Blk.	Block
Blk'g.	Blocking
Bm.	Beam
Bot.	Bottom
BO	BY OWNER
Brg.	Bearing
Brk.	Brick
Cab.	Cabinet
Clg.	Ceiling
Clr.	Clear
Cntr.	Counter
Col.	Column
Conc.	Conc. Concrete
C.T.	Ceramic Tile
CMU	Concrete Masonry Unit
Ctr.	Center
Dbl.	Double
Det.	Detail
D.F.	Drinking Fountain
Dia.	Diameter
Dim.	Dimension
Dn.	Down
Dr.	Door
Ds.	Downspout
Dwg.	Drawing
Dwr.	Drawer
(E)	Existing
E.	East or Existing
Ea.	Each
E.J.	Expansion Joint
El.	Elevation
Elec.	Electrical
Elev.	Elevator
Eq.	Equal
Equip.	Equipment
E.W.	Each Way
E.W.C.	Elec. Water Cooler
Exist.	Existing
Expo.	Exposed
Exp.	Expansion
Ext.	Exterior
F.A.	Fire Alarm
F.D.	Floor Drain
Fdn.	Foundation
F.E.	Fire Extinguisher
F.E.C.	F.E. Cabinet
Fin.	Finish
Fl.	Floor
Flash.	Flashing
fl	Flow line
Ft.	Foot or feet
Ftg.	Footing
Furr.	Furring
Fut.	Future
Ga.	Gauge
Galv.	Galvanized
G.B.	Grab Bar
Gl.	Glass
Gnd.	Ground
Gr.	Grade
Gyp.	Gypsum
H.B.	Hose Bibb
H.C.	Hollow Core
Hdwd.	Hardwood
Hdwr.	Hardware
H.M.	Hollow Metal
Horiz.	Horizontal
Hr.	Hour
Hgt.	Height
I.D.	Inside Diameter
Insul.	Insulation
Int.	Interior
Jan	Janitor
Jt.	Joint
Kit.	Kitchen
Lab.	Laboratory
Lam.	Laminate
Lav.	Lavatory
Lkr.	Locker
Lt.	Light
Mas.	Masonry
Max.	Maximum
M.C.	Medicine Cabinet
Mech.	Mechanical
Memb.	Membrane
Met.	Metal
Mfr.	Manufacturer
Mh.	Manhole
Min.	Minimum
Mir.	Mirror
Misc.	Miscellaneous
M.O.	Masonry Opening
Mtd.	Mounted
N.	North
N.I.C.	Not In Contract
No. or #	Number
Nom.	Nominal
N.T.S.	Not To Scale
O/	On or Over
Obs.	Obscure
O.C.	On Center
O.D.	Diameter
Off.	Office
Opng.	Opening
Opp.	Opposite
P.	Paint
Pl.	Plate
P.Lam.	Plastic Laminate
Plas.	Plaster
Plywd.	Plywood
Pr.	Pair
Pt.	Point
P.T.D.	Paper Towel Dispenser
Ptn.	Partition
P.T.R.	Paper Towel Receptacle
Q.T.	Quarry Tile
R.	Riser
Rad.	Radius
R.D.	Roof Drain
Ref.	Reference
Reinf.	Reinforced
Req'd	Required
Resil.	Resilient
Rm.	Room
R.O.	Rough Opening
S.	South
S.B.	Splash Block
S.C.	Solid Core
Sched.	Schedule
S.D.	Soap Dispenser
Sect.	Section
Shr.	Shower
Sht.	Sheet
Sim.	Similar
S.N.D.	Sanitary Napkin Disp.
S.N.R.	Sanitary Napkin Recep.
Spec.	Specification
Sq.	Square
SST.	Stainless Steel
Std.	Standard
Stl.	Steel
Stor.	Storage
Strl.	Structural
Susp.	Suspended
S.V.	Sheet Vinyl
Sym.	Symmetrical
Tex.	Texture
T.B.	Towel Bar
T.Bd.	Tack Board
Temp.	Tempered
T.&G.	Tongue & Groove
Thk.	Thick
T.O.M.	Top Of Masonry
T.O.S.	Top Of Steel
T.P.	Top Of Pavement
T.P.D.	Toilet Paper Dispenser
T.V.	Television
T.W.	Tackwall
Typ.	Typical
Trd.	Tread
U.O.N.	Unless Otherwise Noted
Ur.	Urinal
V.C.T.	Vinyl Composition Tile
V.T.	Vinyl Tile
V.B.	Vapor Barrier
Vert.	Vertical
Vest.	Vestibule
Vyl.	Vinyl
W.	West
w/	With
w/o	Without
W.C.	Wall Covering
Wd.	Wood
Wp.	Waterproof
Wdw.	Window
Wsct.	Wainscot
Wt.	Weight

CONSULTANTS

Mechanical & Electrical Engineer ;

LST Consulting Engineers, PA
4809 Vue Du Lac Place, Suite 301
MANHATTAN, KS. 66503
ph. (785) 587-8042
fax (785) 587-8039
mail@LSTengineers.com

JonesGillamRenz
730 N. Ninth St. Salina, KS 67401 785.827.0386
1881 Main Street, Suite 301 Kansas City, MO 64108 jgr@jgrarchitects.com

PERMIT SET 9-22-2023

LST Consulting Engineers, PA
MANHATTAN
4809 Vue Du Lac Place, Suite 201
Manhattan, KS 66503
785.587.8042
WICHITA
125 S. Washington, Suite 150
Wichita, Kansas 67202
316.285.0696
www.LSTengineers.com
mail@LSTengineers.com

Project 23068 September 2023

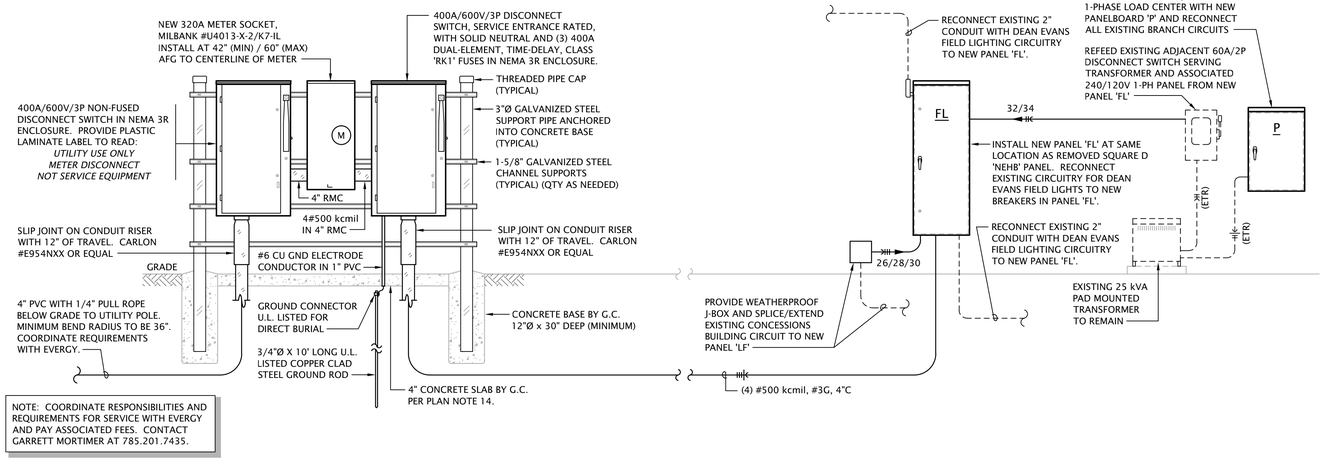

4 RISER DIAGRAM
NO SCALE

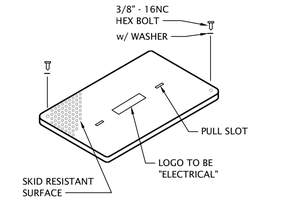

COVER

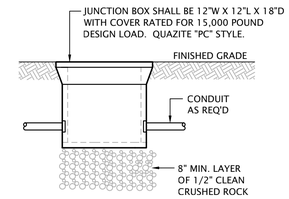

SECTION

3 IN-GRADE JUNCTION BOX
NO SCALE

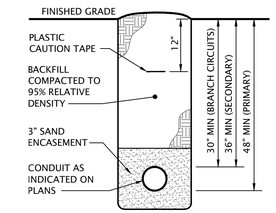

2 CONDUIT TRENCH DETAIL
NO SCALE

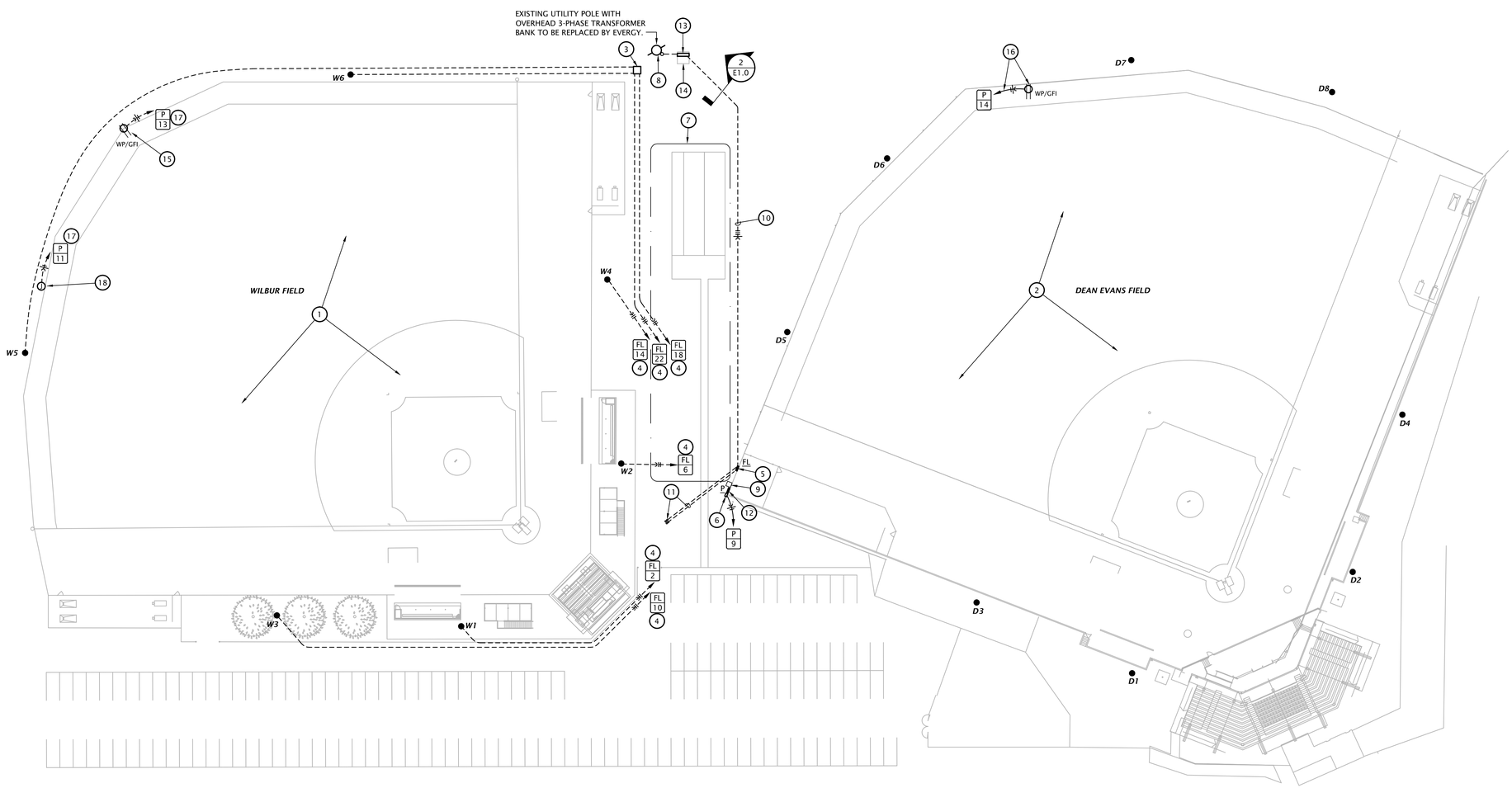

1 SITE PLAN - FIELD LIGHTING
1" = 40'-0"

NOTES BY SYMBOL:

1. PROVIDE NEW LIGHTING FOR WILBUR FIELD. SYSTEM TO INCLUDE POLES, CROSSARMS, FIXTURES, CONTROLS, ETC. PROVIDE MANUFACTURER'S BASE (CONCRETE FOUNDATION, DIRECT BURIED POLE, DIRECT BURIED POLE ADAPTER) AND PROVIDE STRUCTURAL DRAWINGS FOR INSTALLATION, SEALED BY A KANSAS LICENSED PROFESSIONAL ENGINEER.
2. REMOVE EXISTING LIGHT FIXTURES, CROSSARMS, DISCONNECT SWITCHES, CIRCUITRY ETC. AS REQUIRED FOR NEW LIGHTING AT DEAN EVANS FIELD. PROVIDE NEW LED LIGHTING UTILIZING EXISTING POLES. EXISTING CROSSARMS MAY BE REUSED IF SUITABLE. EXISTING CIRCUITRY MAY BE REUSED. PROVIDE DOCUMENTATION DEMONSTRATING THAT EFFECTIVE PROJECTED AREA OF NEW SYSTEMS DOES NOT EXCEED THAT OF EXISTING INSTALLATIONS.
3. IN-GRADE PULL BOX, SEE DETAIL THIS SHEET.
4. FEEDER TO NEW PANEL, FIELD VERIFY ROUTING. INSTALL PER DETAIL THIS SHEET. SEE PANEL SCHEDULE FOR ADDITIONAL INFORMATION.
5. REMOVE G.E. 'A-SERIES' PANEL, 200A CONTACTOR, AND SQUARE D 'NEHB' PANEL AND REPLACE WITH NEW PANEL 'FL'. SEE RISER DIAGRAM.
6. PROVIDE MANUFACTURER'S WIRELESS CONTROL PANEL FOR FIELD LIGHTING. COORDINATE PROGRAMMING OF CONTROLLER WITH OWNER.
7. PROVIDE LIGHTING FOR THIS AREA FROM ADJACENT FIELD LIGHTING POLES (WILBUR AND DEAN EVANS, LIGHTING MUST BE FROM NORTH AND SOUTH). AVERAGE ILLUMINANCE TO BE 40 FC, MAX/MIN 2:1.
8. REMOVE EXISTING 200A AND 100A POLE MOUNTED SERVICE DISCONNECT SWITCHES AND ASSOCIATED SERVICE FEEDS, SERVICE MASTS AND WEATHERHEADS. COORDINATE REMOVAL OF C.T METER AND SERVICE MAST WITH EVERGY. COORDINATE UPGRADE OF 480V/3Ø DELTA SERVICE POLE MOUNTED TRANSFORMERS WITH EVERGY FOR ADDED LOAD OF 50 KVA. COORDINATE STUB-UP LOCATION AND ROUTING UP POLE OF NEW SERVICE CONDUIT WITH EVERGY.
9. EXISTING DISCONNECT SWITCH AND TRANSFORMER TO REMAIN. REFEED FROM NEW PANEL 'FL'. SEE RISER DIAGRAM.
10. NEW 400A UNDERGROUND FEEDER TO NEW PANEL 'FL'. SEE RISER DIAGRAM.
11. PROVIDE (4) 2" CONDUITS BELOW GRADE FROM PANEL 'FL' FOR FUTURE USE. VERIFY EXACT TERMINATION POINT WITH ARCHITECT AND STUB-UP TO 6" AFG AND CAP.
12. REPLACE EXISTING LOAD CENTER WITH NEW PANEL 'P'. SEE RISER DIAGRAM.
13. NEW FREESTANDING METER/SERVICE EQUIPMENT STAND WITH METER DISCONNECT, METER AND SERVICE DISCONNECT SWITCH. SEE RISER DIAGRAM.
14. PROVIDE 4" THICK CONCRETE SLAB (APPROX. 8' x 8') AT NEW FREESTANDING METER/SERVICE EQUIPMENT STAND. SLAB SHALL EXTEND 2' BEHIND EQUIPMENT AND 5' IN FRONT OF EQUIPMENT (MINIMUM) AND SHALL SPAN THE WIDTH OF THE STAND.
15. MOUNT RECEPTACLE AT 48" AFG ON 4"x4"x1/4" GALVANIZED TUBE STEEL POST. STUB-UP CONDUIT INSIDE CENTER OF POST AND ROUTE CONDUIT VERTICALLY TO RECEPTACLE CONCEALED WITHIN POST.
16. MOUNT RECEPTACLE ON FENCE AT 24" AFG, AND ROUTE CIRCUITRY ABOVE GRADE ALONG OUTSIDE OF FENCE TO PANEL.
17. ROUTE CIRCUITRY BELOW GRADE TO PANEL IN COMMON TRENCH WITH FIELD LIGHTING CIRCUITS.
18. WEATHERPROOF J-BOX AND 120V POWER FOR SCOREBOARD. VERIFY EXACT LOCATION WITH SCOREBOARD INSTALLER AND MAKE FINAL CONNECTION TO EQUIPMENT IN 'LFMC' RACEWAY.

JonesGillamRenz
730 N. Ninth
Salina, KS 67401
785.827.0386
1881 Main Street, Suite 301
Kansas City, MO 64108
jgr@jgrarchitects.com

SALINA BASEBALL ENTERPRISES
BERKLEY FAMILY RECREATION AREA
DEAN EVANS AND WILBUR FIELD LIGHTING
SALINA, KANSAS

REVISION:

DATE: September 2023
JOB: 22-3274
SHEET NO.:

E1.0

COPYRIGHTED ©

LST Consulting Engineers, PA
MANHATTAN
4809 Vue Du Lac Place, Suite 201
Manhattan, KS 66503
785.587.8042
WICHITA
125 S. Washington, Suite 150
Wichita, Kansas 67202
316.285.0696
www.LSTengineers.com
mail@LSTengineers.com

Project 23068 September 2023

POLE ASSEMBLY SUMMARY

Tag	Max Load (VA)	Mounting Height (Ft)	Voltage
D1	4800	80	480
D2	4800	80	480
D3	6400	80	480
D4	6400	80	480
D5	8000	80	480
D6	8000	80	480
D7	4800	80	480
D8	4800	80	480
W1	6400	80	480
W2	9600	80	480
W3	6400	80	480
W4	9600	80	480
W5	6400	80	480
W6	6400	80	480

GENERAL NOTES:

- Individual fixtures shall be equivalent to Techline TSL, 800W.
- Each pole shall be equipped with main disconnect switch, branch breakers, wireless relay, and wireless antenna.

CIRCUIT AND RACEWAY SYMBOLS

- ##/## CIRCUIT DESIGNATION:
  TOP INDICATES PANEL OF CIRCUIT ORIGIN
  BOTTOM INDICATES CIRCUIT NUMBER
- HOMERUN - WIRING TO PANEL OF CIRCUIT ORIGIN
- CONDUIT BELOW GRADE
- CONDUIT EXPOSED
- LINE VOLTAGE CIRCUIT CONDUCTORS
  SHORT = HOT/TRACER/SWITCH LEG CONDUCTOR
  LONG = NEUTRAL (GROUNDED) CONDUCTOR
  CURVED = GROUNDING (BONDING) CONDUCTOR
- CONDUIT TURNED UP
- CONDUIT TURNED DOWN
- GROUNDING CONNECTION
- ATHLETIC FIELD LIGHTING POLE
- WEATHERPROOF, GFCI RECEPTACLE
- UTILITY POWER POLE
- PANELBOARD

ABBREVIATIONS

A	AMPERE
AFG	ABOVE FINISH GRADE
AIC	AMPERE INTERRUPTING CAPACITY
AWG	AMERICAN WIRE GAUGE
BG	BELOW GRADE
C	CONDUIT
CB	CIRCUIT BREAKER
CCT	CORRELATED COLOR TEMPERATURE
CRI	COLOR RENDERING INDEX
CT	CURRENT TRANSFORMER
E	ELECTRICAL
EC	ELECTRICAL CONTRACTOR
ETR	EXISTING TO REMAIN
G	GROUNDING (BONDING) CONDUCTOR
GC	GENERAL CONTRACTOR
GFCI	GROUND FAULT CIRCUIT INTERRUPTER
kcmil	THOUSAND CIRCULAR MILLS
LTG	LIGHTING
MCB	MAIN CIRCUIT BREAKER
MLO	MAIN LUG ONLY
NC	NORMALLY CLOSED
NEMA	NATIONAL ELECTRICAL MANUFACTURERS ASSOCIATION
NF	NON FUSED
NEC	NATIONAL ELECTRICAL CODE (NFPA 70)
NFPA	NATIONAL FIRE PROTECTION ASSOCIATION
NO	NORMALLY OPEN
NRTL	NATIONALLY RECOGNIZED TESTING LABORATORY
PH or ϕ	PHASE
PVC	POLYVINYL CHLORIDE CONDUIT
RCPT	RECEPTACLE
RMC	GALVANIZED RIGID METAL CONDUIT
SF	SQUARE FOOT
SPD	SURGE PROTECTION DEVICE
TYP	TYPICAL
UG	UNDERGROUND
U.L.	UNDERWRITERS LABORATORY
UNO	UNLESS NOTED OTHERWISE
V	VOLT (ALTERNATING CURRENT)
VA	VOLTAMPERE
W	WATT(S)

Designation: FL
Location: Dean Evans Fence
Voltage: 480Y/277V-3Ph-4W
Enclosure: NEMA 3R
Mounting: Surface
Manufacturer: Square D 'NF'
Bus Amps: 400
MCB Amps: MLO
AIC Rating: 14 kAIC
Other: Factory or Field Installed SPD

Circuit #	Load Description	Conductors	C/B Size	C/B Size	Conductors	Load Description	Circuit #
1	Dean Evans Pole D1	(2)#8,#10G (Extend Existing)	15 / 2	20 / 2	(2)#10,#10G, 1"C	Wilbur Pole W1	2
3							4
5	Dean Evans Pole D2	(2)#8,#10G (Extend Existing)	15 / 2	25 / 2	(2)#10,#10G,1"C	Wilbur Pole W2	6
7							8
9	Dean Evans Pole D3	(2)#8,#10G (Extend Existing)	20 / 2	20 / 2	(2)#10,#10G,1"C	Wilbur Pole W3	10
11							12
13	Dean Evans Pole D4	(2)#8,#10G (Extend Existing)	20 / 2	25 / 2	(2)#10,#10G,1"C	Wilbur Pole W4	14
15							16
17	Dean Evans Pole D5	(2)#8,#10G (Extend Existing)	25 / 2	20 / 2	(2)#6,#10G, 1"C	Wilbur Pole W5	18
19							20
21	Dean Evans Pole D8	(2)#8,#10G (Extend Existing)	15 / 2	20 / 2	(2)#8,#10G,1"C	Wilbur Pole W6	22
23							24
25	Dean Evans Pole D6	(2)#8,#10G (Extend Existing)	25 / 2	60 / 3	Splice/Extend Existing	Existing Concessions Building	26
27							28
29	Dean Evans Pole D7	(2)#8,#10G (Extend Existing)	15 / 2				30
31				60 / 2	(2)#6, #8G, 3/4"C	Existing Transformer Disconnect Switch	32
33	SPACE ONLY	---	---				34
35	SPACE ONLY	---	---	---	---	SPACE ONLY	36
37	SPACE ONLY	---	---	---	---	SPACE ONLY	38
39	SPACE ONLY	---	---	---	---	SPACE ONLY	40
41	SPACE ONLY	---	---	---	---	SPACE ONLY	42

Designation: P
Location: Dean Evans Fence
Voltage: 240/120V-1Ph-3W
Enclosure: NEMA 3R
Mounting: Surface
Manufacturer: Square D 'NQ'
Bus Amps: 100
MCB Amps: 100A/2P
AIC Rating: 10 kAIC
Other:

	Circuit #	Load Description	Conductors	C/B Size	C/B Size	Conductors	Load Description	Circuit #	
	1	Existing Load	Reconnect Existing	20 / 1	60 / 2	Reconnect Existing	Existing Load	2	
	3	Existing Load	Reconnect Existing	20 / 1				4	
	5	Existing Load	Reconnect Existing	30 / 1	50 / 2	Reconnect Existing	Existing Load	6	
	7	Existing Load	Reconnect Existing	20 / 1				8	
	9	Wireless Field Lighting Controller	2#12, #12G, 1/2"C	20 / 1	20 / 1	Reconnect Existing	Existing Load	10	
1	11	Wilbur Field Scoreboard	2#6, #6G, 3/4"C	20 / 1	20 / 1	Reconnect Existing	Existing Load	12	
1	13	Wilbur Field Camera Rcpt	2#6, #6G, 3/4"C	20 / 1	20 / 1	2#8, #8G, 3/4"C	Dean Evans Camera Rcpt	14	1
	15	Space Only	---		---	---	Space Only	16	
	17	Space Only	---		---	---	Space Only	18	

PANEL SCHEDULE NOTES BY SYMBOL

1. TRANSITION TO #10 AWG CONDUCTORS FOR FINAL CONNECTION TO CIRCUIT BREAKER.

JonesGillamRenz
730 N. Ninth
Salina, KS 67401
785.827.0386
1881 Main Street, Suite 301
Kansas City, MO 64108
jgr@jgrarchitects.com

SALINA BASEBALL ENTERPRISES
BERKLEY FAMILY RECREATION AREA
DEAN EVANS AND WILBUR FIELD LIGHTING
SALINA, KANSAS

JAMES F. LEWIS SMITH
14654
22 Sept 2023
KANSAS
PROFESSIONAL ENGINEER

REVISION:

DATE: September 2023
JOB: 22-3274
SHEET NO.:

E6.1

COPYRIGHTED ©

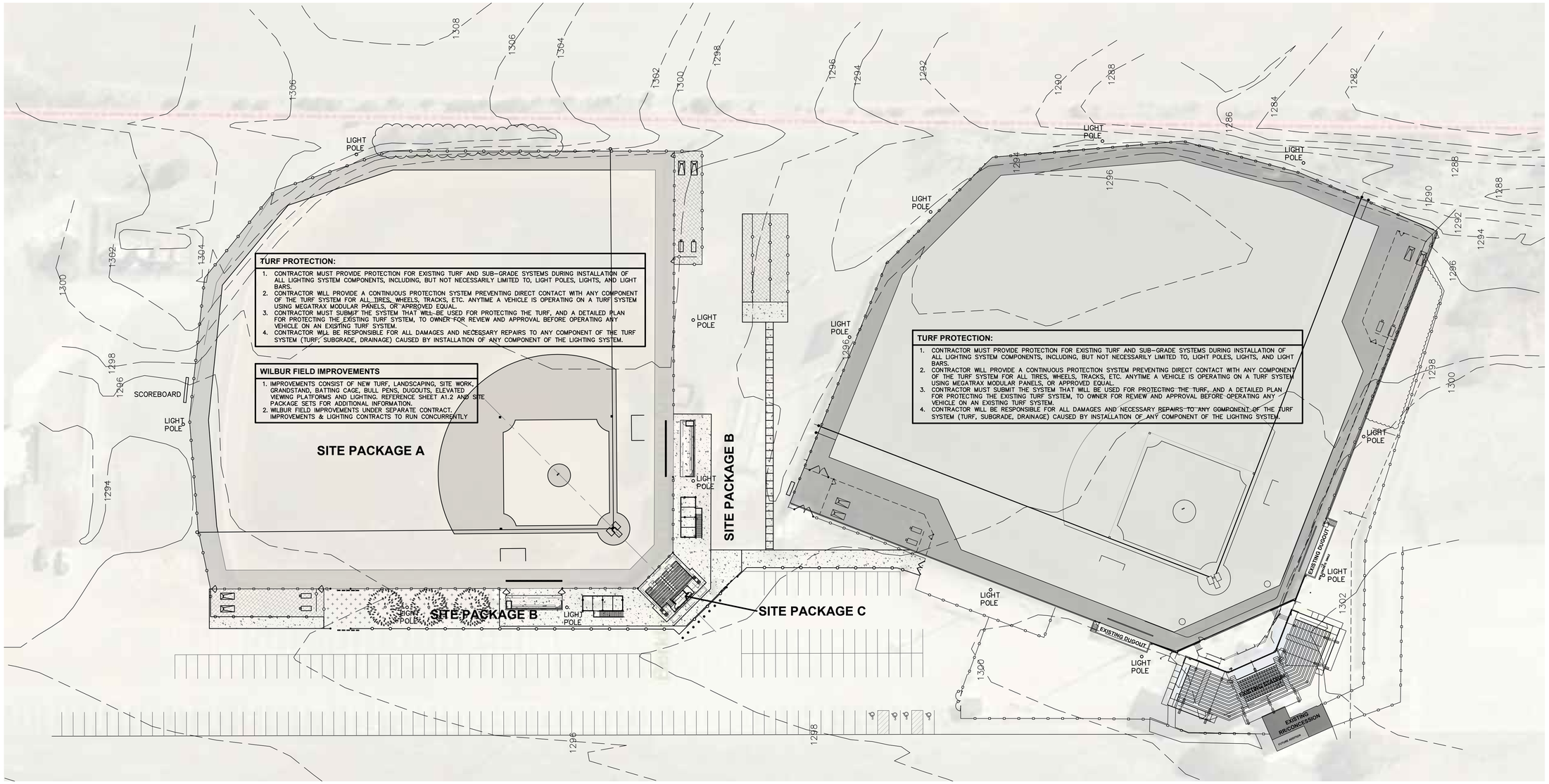

COORDINATION NOTES AND REQUIREMENTS

THIS SHEET IS FOR REFERENCE ONLY.
LIGHTING PACKAGE FOR DEAN EVANS WILBUR FIELD IS TO BE BID AS A COMPLETE LIGHTING AND ELECTRICAL PACKAGE AS IDENTIFIED IN THE ELECTRICAL DRAWINGS AND PROJECT SPECIFICATIONS.
DURING CONSTRUCTION OF THE LIGHTING PACKAGE, THERE WILL CONCURRENTLY BE MULTIPLE SITE AND FIELD RELATED PROJECTS ON SITE. THESE PROJECTS INCLUDE THE FOLLOWING:

SITE PACKAGE A - INSTALLATION OF NEW ARTIFICIAL TURF AND WILBUR FIELD. THIS INCLUDES:
- ALL GRADING AND SUBGRADE PREPARATION FOR INSTALLATION OF NEW SYNTHETIC TURF AND UNDERGROUND DRAINAGE SYSTEM. FIELD DRAINAGE TO INCLUDE SITEWORK AND PAVING TO AREA INLET NORTH OF WILBUR FIELD.
- REMOVAL OF THE EXISTING FIELD FENCING AND REPLACING WITH NEW FENCE.
- NEW BULLPEN AREAS AND ASSOCIATED FENCING.
- BACKSTOP FENCING.

SITE PACKAGE B - SITE PAVING AND CONSTRUCTION OF STRUCTURES TO INCLUDE:
- NEW DUGOUTS.
- VIEWING PLATFORMS.
- STRUCTURAL STEEL SEATING CANOPY AND ASSOCIATED FOOTINGS.
- REMOVAL OF EXISTING BATTING CAGE AND CONSTRUCTION OF NEW BATTING CAGE.
- SITE PAVING.
- LANDSCAPING AND SITE FENCING.

SITE PACKAGE C - NEW GRANDSTANDS AND PRESS BOX
- INSTALLATION OF ALUMINUM GRANDSTAND AND BLEACHER SYSTEM.
- INSTALLATION OF NEW PRE-MANUFACTURED PRESS-BOX INTEGRATED WITH GRANDSTAND SYSTEM.
- NEW POWER, DATA, SOUND SYSTEM AND ALL ASSOCIATED CABLING TO MAIN ELECTRICAL DISTRIBUTION EQUIPMENT.

THE CONTRACTOR FOR THIS LIGHTING AND POWER PACKAGE, AND ALL SUBSEQUENT CONTRACTORS ON SITE SHALL BE MUTUALLY RESPONSIBLE FOR PROJECT COORDINATION INCLUDING, BUT NOT LIMITED TO:
- REVIEW AND UNDERSTANDING OF WORK IN PROCESS, FUTURE WORK, AND COMPLETED WORK.
- COORDINATION MEETINGS WITH THE OWNER AND CONTRACTORS WORKING ON OTHER PACKAGES.
- PROVIDING COORDINATION DRAWINGS TO THE OWNER AND OTHER CONTRACTORS INDICATING PROPOSED LAYOUT AND ROUTING OF ALL UNDERGROUND CABLE, CONDUIT, TRENCHING, ETC.
- AS-BUILT DRAWINGS SUBMITTED TO ALL PARTIES IMMEDIATELY FOLLOWING THE INSTALLATION OF UNDERGROUND COMPONENTS.
- PROVIDE ANY OTHER COMMUNICATION AND INFORMATION TO ENSURE THE SUCCESSFUL COMPLETION OF WORK TO BE PERFORMED IN ALL BID PACKAGES.

A **DEAN EVANS STADIUM & WILBUR FIELD SITE PLAN**
1" = 40'-0"

THIS SHEET FOR REFERENCE ONLY

JonesGillamRenz
730 N. Ninth
Salina, KS 67401
785.827.0386
1881 Main Street, Suite 301
Kansas City, MO 64108
jgr@jgrarchitects.com

SALINA BASEBALL ENTERPRISES
BERKLEY FAMILY RECREATION AREA
DEAN EVANS AND WILBUR FIELD LIGHTING
SALINA, KANSAS

CHARLES A. RENZ
LICENSED
5502
9-22-2023
KANSAS
PROFESSIONAL ARCHITECT

REVISION:

DATE: 9-22-2023
JOB: 22-3274
SHEET NO.:
A1.1

COPYRIGHTED ©

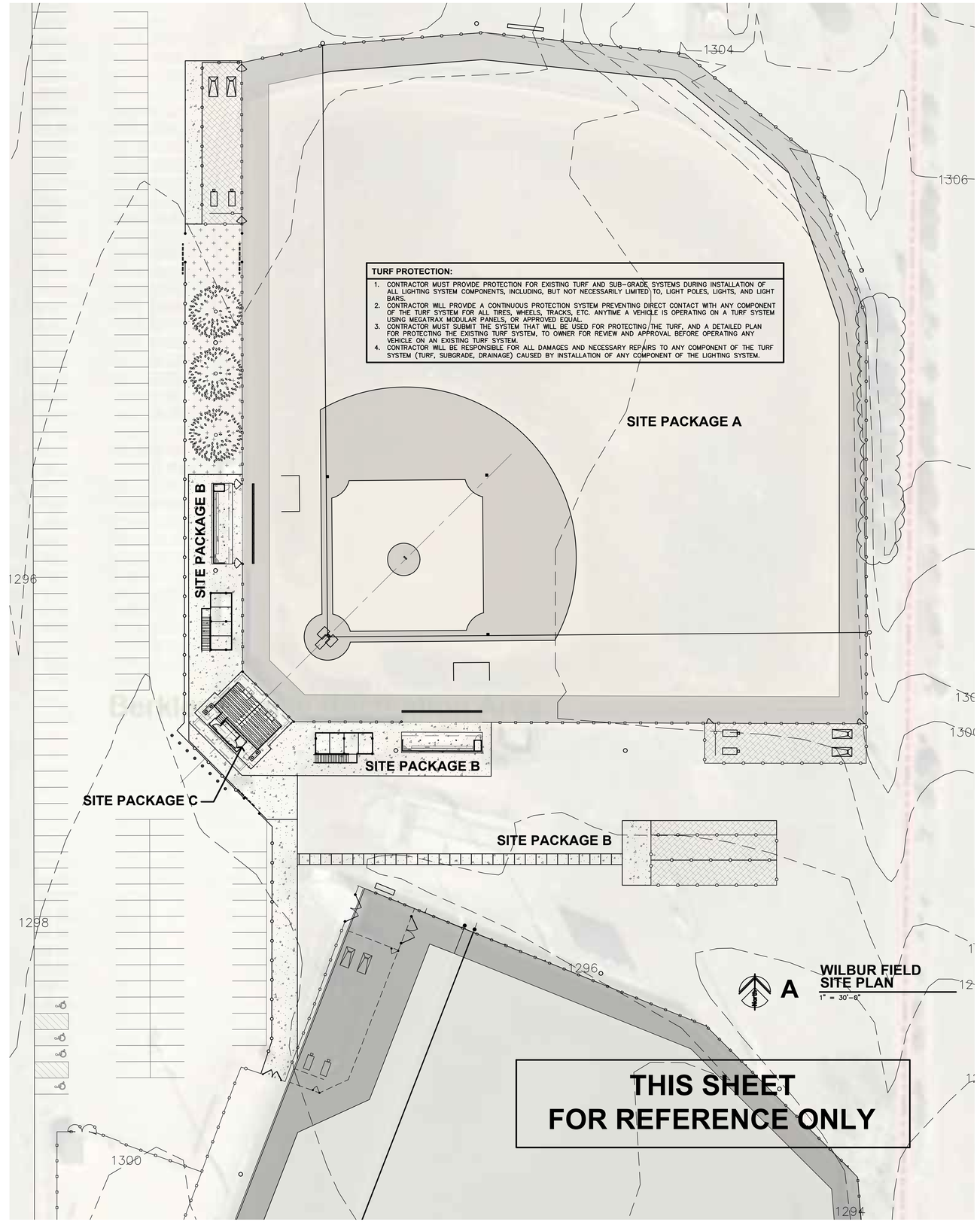

TURF PROTECTION:

1. CONTRACTOR MUST PROVIDE PROTECTION FOR EXISTING TURF AND SUB-GRADE SYSTEMS DURING INSTALLATION OF ALL LIGHTING SYSTEM COMPONENTS, INCLUDING, BUT NOT NECESSARILY LIMITED TO, LIGHT POLES, LIGHTS, AND LIGHT BARS.
2. CONTRACTOR WILL PROVIDE A CONTINUOUS PROTECTION SYSTEM PREVENTING DIRECT CONTACT WITH ANY COMPONENT OF THE TURF SYSTEM FOR ALL TIRES, WHEELS, TRACKS, ETC. ANYTIME A VEHICLE IS OPERATING ON A TURF SYSTEM USING MEGATRAX MODULAR PANELS, OR APPROVED EQUAL.
3. CONTRACTOR MUST SUBMIT THE SYSTEM THAT WILL BE USED FOR PROTECTING THE TURF, AND A DETAILED PLAN FOR PROTECTING THE EXISTING TURF SYSTEM, TO OWNER FOR REVIEW AND APPROVAL BEFORE OPERATING ANY VEHICLE ON AN EXISTING TURF SYSTEM.
4. CONTRACTOR WILL BE RESPONSIBLE FOR ALL DAMAGES AND NECESSARY REPAIRS TO ANY COMPONENT OF THE TURF SYSTEM (TURF, SUBGRADE, DRAINAGE) CAUSED BY INSTALLATION OF ANY COMPONENT OF THE LIGHTING SYSTEM.

COORDINATION NOTES AND REQUIREMENTS

THIS SHEET IS FOR REFERENCE ONLY.
LIGHTING PACKAGE FOR DEAN EVANS WILBUR FIELD IS TO BE BID AS A COMPLETE LIGHTING AND ELECTRICAL PACKAGE AS IDENTIFIED IN THE ELECTRICAL DRAWINGS AND PROJECT SPECIFICATIONS.
DURING CONSTRUCTION OF THE LIGHTING PACKAGE, THERE WILL CONCURRENTLY BE MULTIPLE SITE AND FIELD RELATED PROJECTS ON SITE. THESE PROJECTS INCLUDE THE FOLLOWING:

SITE PACKAGE A - INSTALLATION OF NEW ARTIFICIAL TURF AND WILBUR FIELD. THIS INCLUDES:
- ALL GRADING AND SUBGRADE PREPARATION FOR INSTALLATION OF NEW SYNTHETIC TURF AND UNDERGROUND DRAINAGE SYSTEM. FIELD DRAINAGE TO INCLUDE SITEWORK AND PAVING TO AREA INLET NORTH OF WILBUR FIELD.
- REMOVAL OF THE EXISTING FIELD FENCING AND REPLACING WITH NEW FENCE.
- NEW BULLPEN AREAS AND ASSOCIATED FENCING.
- BACKSTOP FENCING.

SITE PACKAGE B - SITE PAVING AND CONSTRUCTION OF STRUCTURES TO INCLUDE:
- NEW DUGOUTS.
- VIEWING PLATFORMS.
- STRUCTURAL STEEL SEATING CANOPY AND ASSOCIATED FOOTINGS.
- REMOVAL OF EXISTING BATTING CAGE AND CONSTRUCTION OF NEW BATTING CAGE.
- SITE PAVING.
- LANDSCAPING AND SITE FENCING.

SITE PACKAGE C - NEW GRANDSTANDS AND PRESS BOX
- INSTALLATION OF ALUMINUM GRANDSTAND AND BLEACHER SYSTEM.
- INSTALLATION OF NEW PRE-MANUFACTURED PRESS-BOX INTEGRATED WITH GRANDSTAND SYSTEM.
- NEW POWER, DATA, SOUND SYSTEM AND ALL ASSOCIATED CABLING TO MAIN ELECTRICAL DISTRIBUTION EQUIPMENT.

THE CONTRACTOR FOR THIS LIGHTING AND POWER PACKAGE, AND ALL SUBSEQUENT CONTRACTORS ON SITE SHALL BE MUTUALLY RESPONSIBLE FOR PROJECT COORDINATION INCLUDING, BUT NOT LIMITED TO:
- REVIEW AND UNDERSTANDING OF WORK IN PROCESS, FUTURE WORK, AND COMPLETED WORK.
- COORDINATION MEETINGS WITH THE OWNER AND CONTRACTORS WORKING ON OTHER PACKAGES.
- PROVIDING COORDINATION DRAWINGS TO THE OWNER AND OTHER CONTRACTORS INDICATING PROPOSED LAYOUT AND ROUTING OF ALL UNDERGROUND CABLE, CONDUIT, TRENCHING, ETC.
- AS-BUILT DRAWINGS SUBMITTED TO ALL PARTIES IMMEDIATELY FOLLOWING THE INSTALLATION OF UNDERGROUND COMPONENTS.
- PROVIDE ANY OTHER COMMUNICATION AND INFORMATION TO ENSURE THE SUCCESSFUL COMPLETION OF WORK TO BE PERFORMED IN ALL BID PACKAGES.

JonesGillamRenz
730 N. Ninth
Salina, KS 67401
785.827.0386
1881 Main Street, Suite 301
Kansas City, MO 64108
jgr@jgrarchitects.com

SALINA BASEBALL ENTERPRISES
BERKLEY FAMILY RECREATION AREA
DEAN EVANS AND WILBUR FIELD LIGHTING
SALINA, KANSAS

CHARLES A. RENZ
LICENSED
5502
9-22-2023
KANSAS
PROFESSIONAL ARCHITECT

REVISION:

DATE: 9-22-2023
JOB: 22-3274
SHEET NO.:

A1.2

COPYRIGHTED ©